



Sherwood Green Nursery

# Christmas

## HOME LEARNING

## PACK







# Story Time - The Gingerbread Man

Read the story '**The Gingerbread Man**' to your child. If you do not have access to the book you can listen to it and watch it on YouTube: <https://www.youtube.com/watch?v=YoQyyB5xvLk>

If you can, try reading this daily as this will help your child develop a good understanding of the story as well as building up their bank of vocabulary.

Key vocabulary you may wish to discuss with your child include gingerbread, little, cottage, river, bake, rolled, dough, icing, oven, wood, river, tired, climb, head, nose.

Once read ask the following questions using the pictures to help (if you have a different version of the story just adapt the questions to suit it).

- Where did the little old women and the little old man live?
- Why do you think the Gingerbread man ran away from the little old women and the little old man? How do you think he was feeling?
- How do you think the little old women and the little old man felt when the Gingerbread man ran away from them?
- What would you have done if you had seen the Gingerbread man running away?
- What other animals did the Gingerbread man meet and then run away from? Where would you usually find these animals?
- How did the story end?
- 

Talk to your child about stranger danger. Explain that the fox was pretending to the Gingerbread man that he was going to help, when in fact he was not planning to help him at all. Talk about the importance of staying away from strangers. Encourage your child to think about what the Gingerbread man should have done in that situation instead.





# Activity - Baking

Makes approx. 15–25 gingerbread people.

## Ingredients

350g plain flour  
100g butter  
5 ½ tsp ground ginger  
1 ½ tsp ground cinnamon  
1 tsp bicarbonate soda  
175g light brown sugar  
4 tbsp golden syrup  
1 medium egg



## For the decoration:

225g icing sugar  
2–3 tbsp warm water  
Food colouring  
Range of sweets  
and cake decorations for features

## Method

1. Preheat your oven to 180°C/gas mark 4.
2. Place the flour, butter, ginger, cinnamon and bicarbonate of soda in a mixing bowl and mix with your fingers until it looks like breadcrumbs.
3. Add the sugar, syrup and egg to the bowl and mix with a wooden spoon until a firm dough is formed.
4. Turn out the dough onto a floured surface.
5. Using a rolling pin, roll the dough to about 5mm thick.
6. Use people-shaped cutters to cut out people shapes.
7. Place your gingerbread people on a lined baking tray and bake for around 10–15 minutes or until they are golden brown.
8. Allow your gingerbread people to cool.

## For the decoration

9. Sieve the icing sugar into a bowl.
10. Using a wooden spoon, gradually stir in enough water until the icing is white, smooth and thick enough to coat the back of the spoon.
11. Mix in some food colouring, if you like.
12. Ice and decorate your biscuits to make them into special and unique gingerbread people!
13. Enjoy!


# Activity - Fine motor skills

Using the template below by printing it out or by drawing your own, encourage your child to use buttons (or somethings similar) to move and place them onto the template to create their own gingerbread man. If you have tweezers encourage them to use these. The buttons could be used to create the eyes, nose, mouth, and buttons on the gingerbread man. This will be supporting the child's fine motor skills, hand and eye coordination and supporting their attention span.




You could also create  
your  
own gingerbread man  
using  
playdough and adding  
the  
buttons in the same  
way!





## Design a Gingerbread Man





# Christmas nursery rhyme



## We Wish You a Merry Christmas

Chorus:

We wish you a Merry Christmas,  
We wish you a Merry Christmas,  
We wish you a Merry Christmas,  
And a Happy New Year!

Verse 1:

Good tidings we bring  
To you and your kin;  
Good tidings for Christmas  
And a Happy New Year!

Chorus:


We wish you a Merry Christmas,  
We wish you a Merry Christmas,  
We wish you a Merry Christmas,  
And a Happy New Year!

Verse 2:

Oh, bring us some figgy pudding,  
Oh, bring us some figgy pudding,  
Oh, bring us some figgy pudding,  
And a cup of good cheer!

Verse 3:

We won't go until we get some,  
We won't go until we get some,  
We won't go until we get some,  
So bring it out here!







**WISHING YOU A**

*Merry Christmas*

**& HAPPY NEW YEAR**

From everyone at Sherwood Green

